

## SERIES PMT2 | PARTICULATE TRANSMITTER

### FEATURES/BENEFITS

- Simple 2-wire installation for PLC and control panels
- Non-stick PTFE coated probe to prevent false readings from moist and conductive dusts, condensate, and dust buildup
- Remote zero calibration helps to decrease maintenance time

### APPLICATIONS

- Emissions monitoring
- Broken bag detection in dust collectors
- Filter leak or wear detection
- Bin vent monitoring

### DESCRIPTION

The **SERIES PMT2** Particulate Transmitter is designed to measure particulate emission levels from dust collector discharge. Using DC coupled electrostatic induction sensing technology, the transmitter monitors a pA current that is generated as particulate passes near the probe; a 4 to 20 mA signal will vary based on the particulate level. The PMT2 offers 6 sensitivity ranges allowing the user to choose the range that will best fit the application. The range and test selector switch can also be set to output a 4 mA or 20 mA signal to assist with set up or trouble shooting. Averaging time setting can be used to dampen the signal if desired.



### SPECIFICATIONS

<b>Service</b>	Air and compatible gases, any type of particulate conductive or non-conductive.
<b>Wetted Materials</b>	316L SS, silicone, and PTFE.
<b>Enclosure</b>	Powder coated aluminum.
<b>Accuracy</b>	±5% of reading.
<b>Particulate Size</b>	0.3 microns and higher.
<b>Detection Range</b>	5 to 5000 pA (6 selectable range options).
<b>Temperature Limits</b>	Ambient: -40 to 145°F (-40 to 63°C); Process: -40 to 248°F (-40 to 120°C).
<b>Pressure Limit</b>	30 psi (2 bar).
<b>Minimum Air Velocity</b>	300 ft/min (1.52 m/s).
<b>Output Signal</b>	4 to 20 mA.
<b>Power Requirements</b>	12 to 28 VDC.
<b>Electrical Connection</b>	Two 1/2" female NPT electrical entries or two M20 electrical entries (A2 suffix only).
<b>Terminal Block</b>	Removable (16 to 20 AWG wire).
<b>Process Connection</b>	See model chart. BSPT process connections are not UL listed.
<b>Probe Lengths</b>	See model chart.
<b>Enclosure Rating</b>	UL Type 4 (IP66) ATEX/IECEX IP65.
<b>Mounting Orientation</b>	Any.
<b>Averaging Time</b>	1 to 360 s (10 selectable options).
<b>Weight</b>	Varies with length of probe and type of mount.
<b>Agency Approvals</b>	CE, cULus; ATEX Compliant: CE 0518 © II 1 G Ex ia IIB T4 GA (-40°C ≤ Tamb ≤ 63°C) (-40°C ≤ T Process ≤ 120°C) / II 1 D Ex ia IIIC T120°C Da (-40°C ≤ Tamb ≤ 63°C) (-40°C ≤ T Process ≤ 120°C). Type Certificate No.: DEMKO 16ATEX1768 X. ATEX Standards: EN 60079-0:2012/A11:2013; EN 60079-11:2012. IECEx Certified: Ex ia IIB T4 Ga (-40°C ≤ Tamb ≤ 63°C) (-40°C ≤ T Process ≤ 120°C) / Ex ia IIIC T120°C Da (-40°C ≤ Tamb ≤ 63°C) (-40°C ≤ T Process ≤ 120°C). Certificate of Conformity: IECEx UL 16.013X. IECEx Standards: IEC 60079-0: 2011; IEC 60079-11: 2011. UL Listed Intrinsically Safe for Class I, Groups C and D; Class II, Groups E, F and G; Class III; Class I Zone 0 AEx ia IIB T4 Ga; Class I Zone 0 Ex ia IIB T4 Ga.

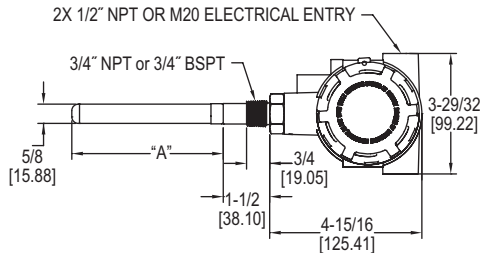




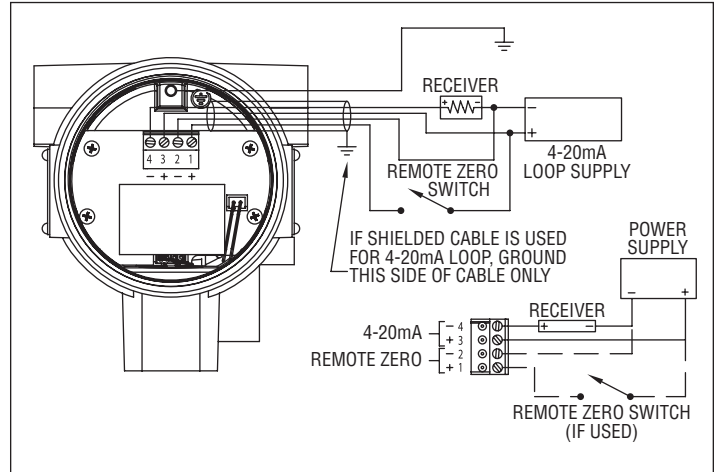
## DIMENSIONS

### 3/4" Male NPT Mount

Probe Length	A in [mm]
3"	3 [76.20]
5"	5 [127.00]
10"	10 [254.00]
15"	15 [381.00]
20"	20 [508.00]
30"	30 [762.00]
36"	36 [914.40]

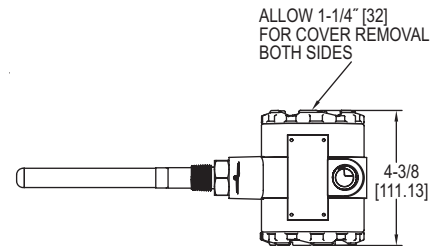
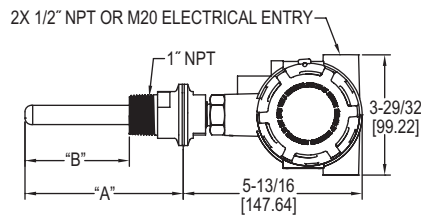


## WIRING DIAGRAM



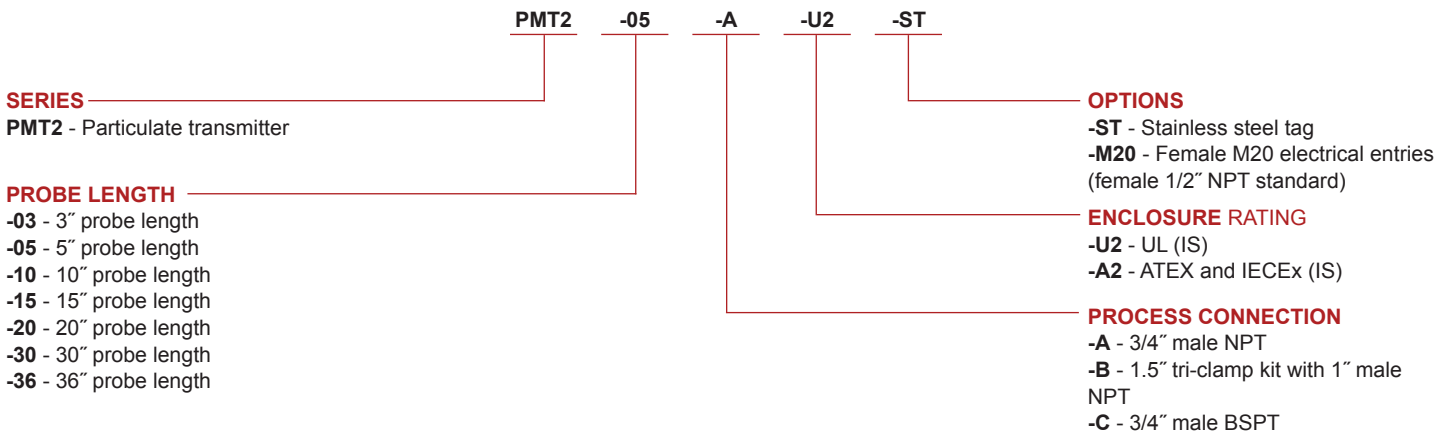
### 1.5" Tri-Clamp Option Mount

Probe Length	A in [mm]	B in [mm]
3"	3-1/2 [88.90]	1-25/32 [45.24]
5"	5-1/2 [139.70]	3-25/32 [96.04]
10"	10-1/2 [266.70]	8-25/32 [223.04]
15"	15-1/2 [393.70]	13-25/32 [350.04]
20"	20-1/2 [520.70]	18-25/32 [477.04]
30"	30-1/2 [744.70]	28-25/32 [731.04]
36"	36-1/2 [927.10]	34-25/32 [883.44]



## HOW TO ORDER

Use the **bold** characters from the chart below to construct a product code.



## ACCESSORIES

Model	Description
A-PMT2-M20	1/2" NPT to M20 conduit adaptor
A-PMT2-FLG	2" flange with 3/4" NPT female connection, 316 SS

Important Notice: Dwyer Instruments, Inc. reserves the right to make changes to or discontinue any product or service identified in this publication without notice. Dwyer advises its customers to obtain the latest version of the relevant information to verify, before placing any orders, that the information being relied upon is current.

