
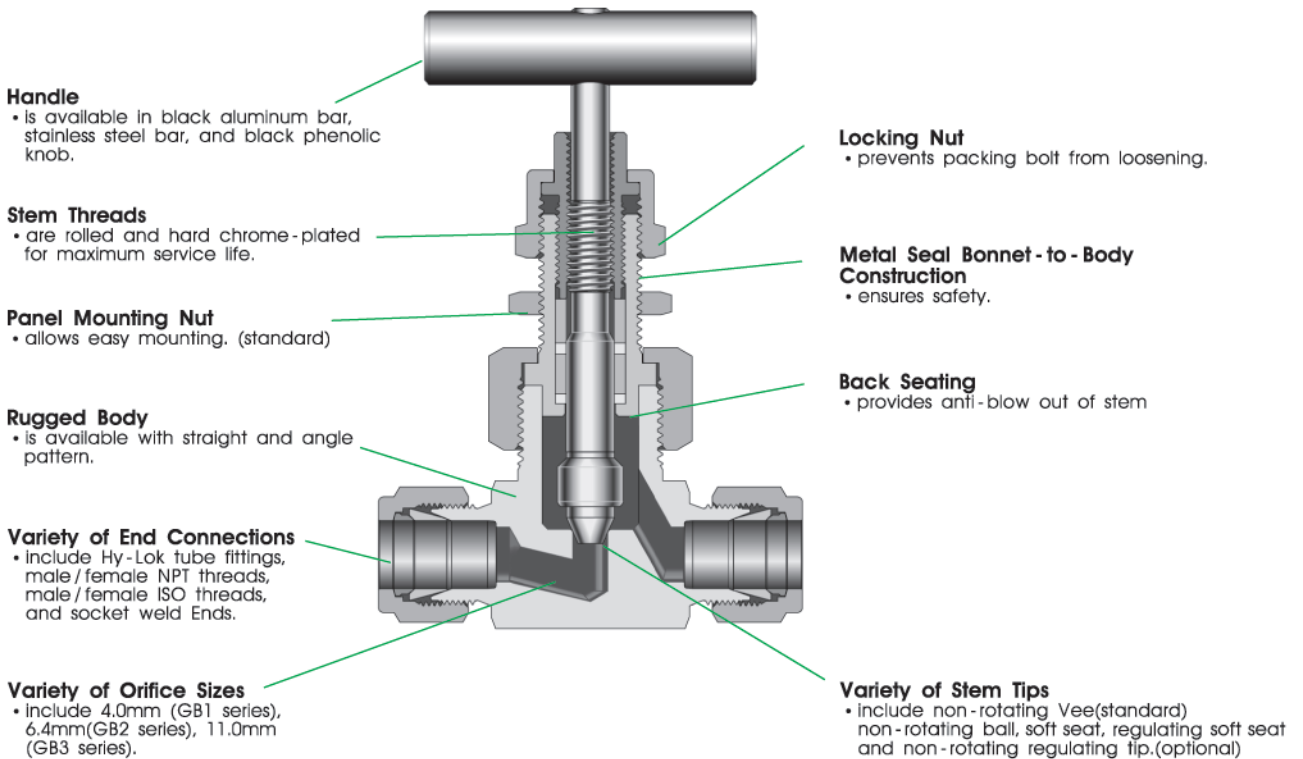


# Hy-Lok GB Series

## Union Bonnet Valves



Catalog No. H-102NV  
Apr. 2006



Ball Tip



Soft Seat Tip



Regulating Soft Seat Tip



Regulating Tip

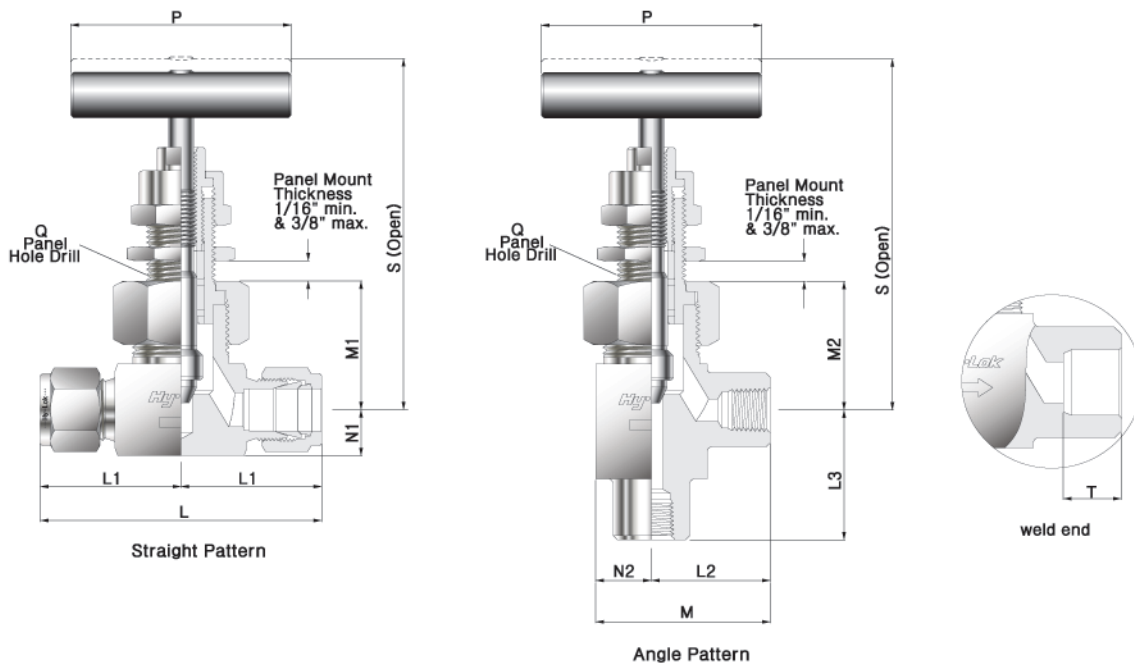
## Features

- **Pressure rating** up to 6000psig (410bar) @ 100°F(38°C)
- **Temperature rating** from -65°F to 450°F(-54°C to 232°C) with standard PTFE packing and up to 1200°F (648°C) with optional Grafoil packing
- **Body materials** available in 316 stainless steel, carbon steel, and alloy 400
- **100% factory tested.**



# HY-LOK CORPORATION

© 1997, 1998, 2000, 2002, 2003, 2006 HY-LOK CORPORATION All rights reserved



## Table of Dimensions

Basic Part No.	Orifice	Cv	End Connections		Dimensions																			
			Inlet / Outlet	L	L1	L2	L3	M	M1	M2	N1	N2	P	Q	S Straight	S Angle	T							
GB1	F -2N-	4.0	0.35	1/8" Female NPT	50.8	25.4	23.0		32.6															
	F -4N-			1/4" Female NPT	52.4	26.2		25.4																
	M -4N-			1/4" Male NPT	50.8	25.4	25.4		35.0															
	MF -4N-			1/4" Male NPT / 1/4" Female NPT	52.4	26.2	23.0		32.6															
	H -6M-			6mm Hy - Lok	61.9	31.0	29.4	37.3	38.9		27.8		9.6	9.6	45	15.1	77.8							
	H -4T-			1/4" Hy - Lok																				
	SW -4T-			1/4" Tube Weld	46.0	23.0	22.3	30.2	31.8											7.2				
	H -8M-			8mm Hy - Lok	61.9	31.0	29.4	37.3	38.9															
GB2	F -4N-	6.4	0.86	1/4" Female NPT	57.2	28.6	25.4	28.6	38.1			37.3							96.9					
	F -6N-			3/8" Female NPT																				
	H -10M-			10mm Hy - Lok	73.0	36.5	33.3	39.7	46.1				34.2							93.7				
	H -6T-			3/8" Hy - Lok										31.0							90.5			
	H -12M-			12mm Hy - Lok	77.8	38.9	35.7	42.1	48.4	34.1			34.2	12.7	12.7	64	19.9	93.7			93.7			
	H -8T-			1/2" Hy - Lok																				
	SW -4P-			1/4" Pipe Weld																				
	SW -6T-			3/8" Tube Weld	57.2	28.6	25.4	28.6	38.1					37.3							93.7			
	SW -8T-			1/2" Tube Weld											35.7							9.6		
																						8.0		
GB3	F -8N-	11.0	2.2	1/2" Female NPT	79.4	39.7	33.3	39.7	50.8	46.1	50.8	15.9	17.5						121.5	126.2				
	F -12N-			3/4" Female NPT	82.6	41.3	-	-	-	48.4	-	19.9	-								123.9			
	F -16N-			1" Female NPT	92.1	46.0	-	-	-	54.0	-	25.4	-									129.4		
	MF -8N-			1/2" Male NPT / 1/2" Female NPT	79.4	39.7	33.3	39.7	50.8	46.0	50.8	15.9	17.5									121.5		
	MF -12N-			3/4" Male NPT / 3/4" Female NPT	82.6	41.3	-	-	-	48.4	-	19.9	-										126.2	
	MF -16N-			1" Male NPT / 1" Female NPT	92.1	46.0	-	-	-	54.0	-	25.4	-										123.9	
	H -12M-			12mm Hy - Lok																			129.4	
	H -8T-			1/2" Hy - Lok																				
	H -12T-			3/4" Hy - Lok	100.0	50.0	43.7	53.2	61.1	46.0			47.6	15.9	17.5	89	26.2							
	H -16T-			1" Hy - Lok																				
	SW -8P-			1/2" Pipe Weld																				
	SW -8T-			1/2" Tube Weld	79.4	39.7	33.3	39.7	50.8	47.6			50.8										121.5	
	SW -12T-			3/4" Tube Weld																				123.1
																								9.6
																					126.2			
																					9.6			
																					11.1			

All dimensions in millimeters. Dimensions shown with Hy-Lok nuts in finger-tight position, where applicable.

## Technical Data

### Materials of Construction

Description	Grade / ASTM Specification		
	Valve Body Materials		
	SS 316	Carbon Steel	Alloy 400
Handle	Stainless Steel	Aluminum	Stainless Steel
Lock Nut	SS 316 / A479	12L14 / A108	Alloy R - 405 / B164
Packing Bolt	SS316 / A479		
Packing Gland	SS 316 / A479	Alloy R - 405 / B164	
Packing Support*	Glass Filled PTFE		
Packing*	PTFE		
Bonnet*	SS 316 / A479	12L14 / A108	Alloy R 405 / B164
Stem*	Vee Tip	SS 316 / A479	Alloy R - 405 / B164
	Ball Tip		
	Soft Tip		
	Regulating		
Body*	SS 316 / A479	12L14 / A108	Alloy 400 / B164

**Note** : "\*"marked are wetted parts.  
Nickel anti-seize lubricant for PTFE packed valves and fluorinated grease for PEEK and Grafoil packed valves.

### Temperature vs Working Pressure

Temperature	Pressure (psig) @ Temperature Rating			
	ANSI Group	2.2	NA	3.4
	Materials	SS316	Carbon Steel†	Alloy 400
	ANSI Class	2500	NA	2500
-65°F(-54 °C)	100 °F ( 38 °C)	6000	6000	5000
	200 °F ( 93 °C)	5160	5420	4400
	300 °F (148 °C)	4660	5320	4120
	350 °F (176 °C)	4470	5230	4050
	400 °F (204 °C)	4280	-	3980
	450 °F (232 °C)	4130	-	3970

- † Rated at a low temperature of -20°F(-29°C)
- To determine kPa, multiply psig by 6.89 and bar by 0.0689.
- When valves with Hy-Lok fitting end connections are connected to tubing, the working pressure of tubing must be considered in the calculation of total system working pressure.

### Sour Gas Service

- Is provided to meet NACE Standard MR-01-75.

### Testing

- Each valve is tested with nitrogen @ 1000psig(69bar) to a max leak rate of 0.1SCCM.
- Hydrostatic shell test is performed at 1.5 times the working pressure.
- Optional tests are available upon request.

### Temperature and Pressure Rating

Body Material	Stem Tip	Temperature Rating	Pressure Rating @ -65°F ~ 100°F (-54°C ~ 38°C)
316 Stainless Steel	NR Vee, NR Ball Regulating	-65°F ~ 450°F (-54°C ~ 232°C)	6000 psig
	NR Soft seat (Kel - F)	-65°F ~ 200°F (-54°C ~ 93°C)	
Carbon Steel	NR Vee, NR Ball, Regulating	-20°F ~ 350°F (-29°C ~ 176°C)	6000 psig
	NR Soft Seat (Kel - F)	-20°F ~ 200°F (-29°C ~ 93°C)	
Alloy 400 (monel)	NR Vee, NR Ball, Regulating	-65°F ~ 450°F (-54°C ~ 232°C)	5000 psig
	NR Soft Seat (Kel - F)	-65°F ~ 200°F (-54°C ~ 93°C)	

- NR stands for non-rotating.
- The above ratings are for a standard valve with PTFE packing. For optional packing materials, refer to the table shown below.
- Extreme temperature fluctuations may require packing adjustment.

### Packing and Body Materials vs Temperature and Pressure Rating

Packing Material	Body Material	Temperature	Pressure @ Temp Rating	
PTFE (Standard)	316 Stainless Steel	-65°F ~ 450°F (-54°C ~ 232°C)	4130 psig	
	Alloy 400*		3970 psig	
PEEK†	316 Stainless Steel	-65°F ~ 600°F (-54°C ~ 315°C)	3760 psig	
	Alloy 400*		3960 psig	
Grafoil	316 Stainless Steel	-65°F ~ 1200°F (-54°C ~ 648°C)	1715 psig	
	Carbon Steel		-20°F ~ 350°F (-29°C ~ 176°C)	5230 psig
	Alloy 400*		-65°F ~ 500°F (-54°C ~ 260°C)	3960 psig

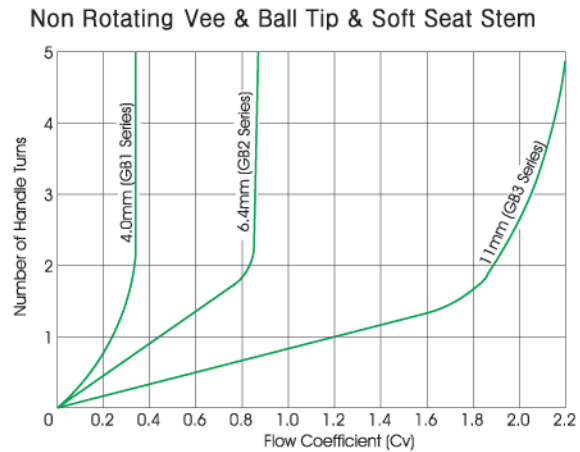
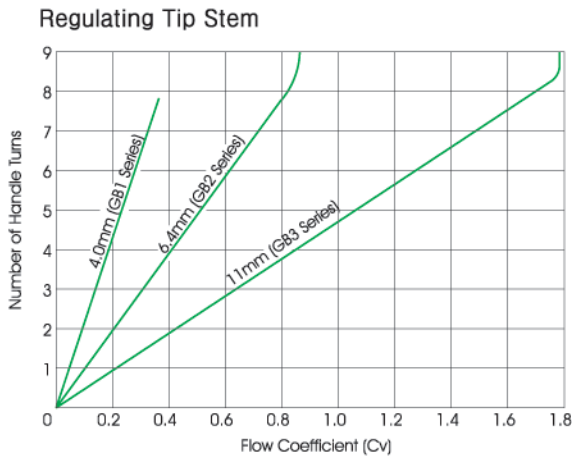
\* Not applicable over 500°F(260°C).

† PEEK is not recommended for service with aromatic heat transfer fluids or concentrated sulfuric and nitric acids. Other limitations may apply.

### Handles

- Standards are black aluminum bar for carbon steel body and stainless steel bar for SS316 and Alloy 400 body.
- Black phenolic knob handle is available as an option for GB1, GB2 series.

## Flow Coefficient (Cv) vs Number of Handle Turns



## Ordering Information



### Series Designator by Orifice Size

- GB1 : 4.0mm Orifice
- GB2 : 6.4mm Orifice
- GB3 : 11.0mm Orifice

### Body Pattern Designator\*

- Nil : Straight Pattern (Standard)
- A : Angle Pattern

### End Connection Designator

- F : Both Ends Female Pipe Thread
- M : Both Ends Male Pipe Thread
- MF : Male & Female Pipe Thread
- H : Both Ends Hy-Lok Tube Fittings
- SW : Both Ends Socket Weld Ends
- MH : Male Pipe Thread & Hy-Lok Tube Fittings

### Size Designator

- NPT (ISO/BSP)

Thread(In.)	1/8	1/4	3/8	1/2	3/4	1
Designator	2N(R)	4N(R)	6N(R)	8N(R)	12N(R)	16N(R)

- Tube

Fractional Tube	O.D.(In.)	1/8	1/4	3/8	1/2	3/4	1
	Designator	2T	4T	6T	8T	12T	16T
Metric Tube	O.D.(mm)	3	6	10	12	20	25
	Designator	3M	6M	10M	12M	20M	25M

**Note \*** : No designator is required for standard, e.g. GB2MH-4N6T-S316.

### Stem Tip Designator\*

- Nil : Non-Rotating Vee (Standard)
- R : Regulating
- S : Non-Rotating Soft Seat with Kel-F
- B : Non-Rotating Ball

### Packing Material Designator\*

- Nil : PTFE(Standard)
- PK : PEEK
- G : Grafol

### Handle Designator\*

- Nil : Standard
- K : Black Phenolic Knob Available only for GB1, and GB2 with soft seat stem

### Material Designator

- S316 : 316 Stainless Steel
- STEL : Carbon Steel
- MONE : Alloy 400(Monel)

### Sour Gas Designator\*

- Nil : Without(Standard)
- SOG : NACE MR-01-75

## SAFETY in VALVE SELECTION

Proper installation, materials compatibility, operation and maintenance of these valves are the responsibility of the user. The total system design must be taken into consideration to ensure optimal performance and safety.

## QUALITY SYSTEM CERTIFICATES



ISO 9001  
CERTIFICATE NO. GQC 212

ASME SECT III (MO)  
CERTIFICATE NO. QSC 584

## TYPE APPROVALS (for Hy-Lok Tube Fittings)



American Bureau Shipping  
CERTIFICATE NO. 00-BK50288-X



Lloyd's Register  
CERTIFICATE NO. 01/10075



GERMANISCHER LLOYD  
CERTIFICATE NO. 57798-91 HH



DET NORSKE VERITAS  
CERTIFICATE NO. P-9100



Distributed by :

www.hy-lok.com