

Temperature Switch for Liquids



measuring
•
monitoring
•
analyzing

TWR



- Simple Installation
- Mounting Position Independent
- Ni-Plated Brass or Stainless Steel Construction
- Optional Signal Light
- Factory Set Switchpoint
- 3/4" NPT Process Connection



KOBOLD companies worldwide:

ARGENTINA, AUSTRALIA, AUSTRIA, BELGIUM, BULGARIA, CANADA, CHILE, CHINA, COLOMBIA, CZECH REPUBLIC, EGYPT, FRANCE, GERMANY, HUNGARY, INDIA, INDONESIA, ITALY, MALAYSIA, MEXICO, NETHERLANDS, PERU, POLAND, REPUBLIC OF KOREA, ROMANIA, SINGAPORE, SPAIN, SWITZERLAND, TAIWAN, THAILAND, TUNISIA, TURKEY, UNITED KINGDOM, USA, VIETNAM

KOBOLD Instruments, Inc.
1801 Parkway View Drive
Pittsburgh, PA 15205
☎ Main Office:
1.800.998.1020
1.412.788.4890
✉ info@koboldusa.com
www.koboldusa.com



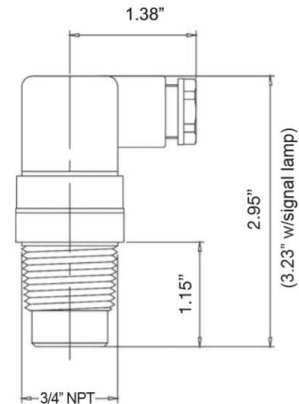
Description

The KOBOLD TWR bi-metal temperature switch provides thermal switching functions for liquids in pipes and tanks. Individually, it can provide alarm features to ensure process compliance with maximum or minimum limits. They can be paired to provide wide hysteresis (dead band) thermostatic control to heating and cooling equipment. The contact operates with a factory set switchpoint, available in 12 discrete increments between 86 °F and 248 °F or 30...118 °C. The contacts are available in normally open or normally closed configurations. It is available in brass or stainless steel and has a 3/4" NPT fitting for direct installation. The electrical connection is via a DIN 43 650 plug that is optionally available with an integrated AC signal lamp or LED for DC circuits to provide a visual indication of switch condition.

Specifications

- Switchpoint Accuracy:** ± 9...13 °F (± 5...7 °C)
- Hysteresis:** Max. 36 °F (20 °C)
- Max. Media Temperature:** 248 °F (120 °C)
- Max. Pressure:** 928 PSIG (64 bar)
- Ambient Temperature:** -22...257 °F (-30...125 °C)
- Housing:** Ni-plated Brass or 304 SS
- Fitting:** 3/4" NPT
- Contact Function:** N/C or N/O
- Max. Contact Ratings**
 - w/o Signal Lamp: 250 VAC, 30 VDC, 4 A
 - Option "LED": 30 VDC, 1 A
 - Option "GLP": 125 VAC, 1 A
- Switching Current**
 - w/o Signal Lamp: 0.1...4 A
 - Option "LED": 0.1...1 A
 - Option "GLP": 0.1...1 A
- Protection:** IP 65

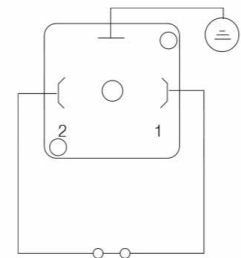
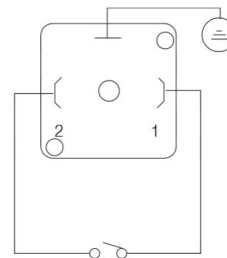
Dimensions



Electrical Connection

TWR-5101, -5201

TWR-5102, -5202



Order Details* (Ex: **TWR-5101 030 LED**)

Switching Function	Model		Switching Range		Optional Signal Lamp
	Brass	Stainless Steel			
N/O	TWR-5101..	TWR-5201..	..030 = 30 °C ..035 = 35 °C ..040 = 40 °C ..045 = 45 °C ..050 = 50 °C ..060 = 60 °C ..070 = 70 °C ..080 = 80 °C ..090 = 90 °C ..100 = 100 °C ..112 = 112 °C ..118 = 118 °C	..086 = 86 °F ..095 = 95 °F ..104 = 104 °F ..113 = 113 °F ..122 = 122 °F ..140 = 140 °F ..158 = 158 °F ..176 = 176 °F ..194 = 194 °F ..212 = 212 °F ..230 = 230 °F ..248 = 248 °F	..LED = (24 VDC) ..GLP = (110 VAC)
N/C	TWR-5102..	TWR-5202..			

* When ordering, please also submit the desired switchpoint.